






RICS

WEBSITE DEVELOPMENT

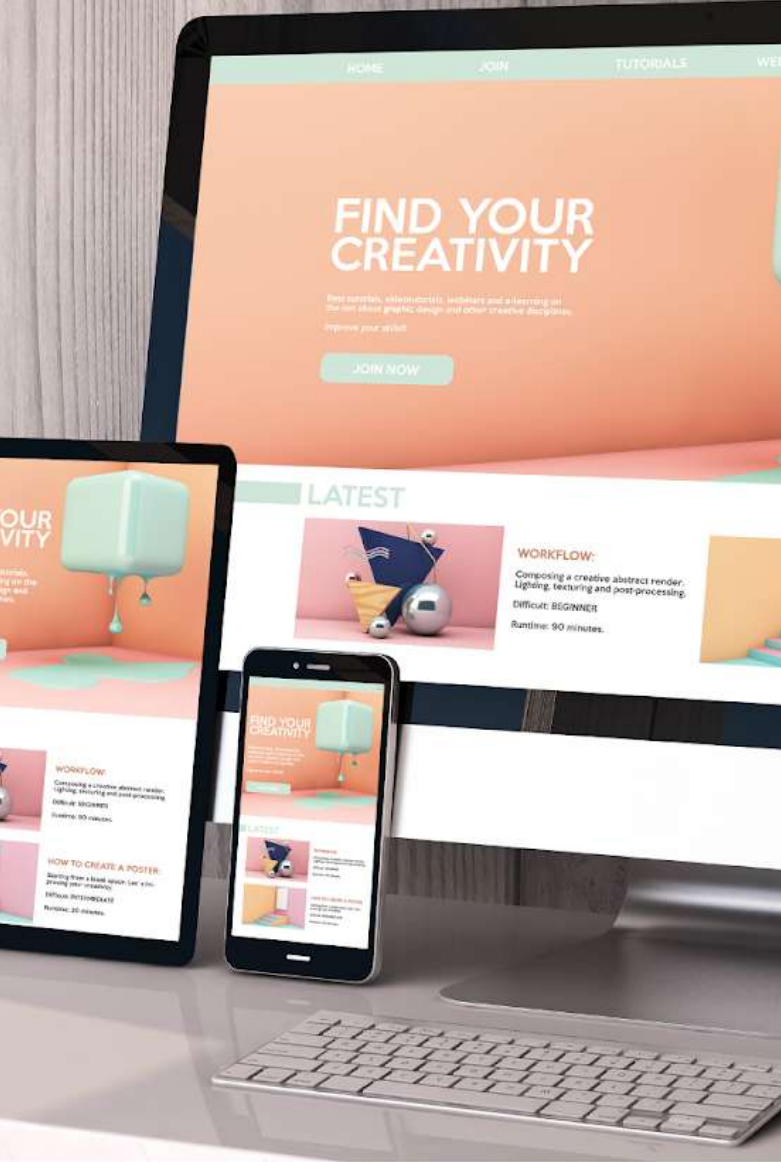
	35 x 35 PX
	45 x 45 PX
	72 x 72 PX
	120 x 120 PX



COURSE DETAILS FOR

WORDPRESS WEBSITE DEVELOPMENT

FIRST TIME IN NAGALAND



About Wordpress

WordPress is a content management system (CMS) that allows you to host and build websites. WordPress contains plugin architecture and a template system, so you can customize any website to fit your business, blog, portfolio, or online store.

Who Can Enroll?

Anyone new to Wordpress or anyone who has the knowledge of basic computer operation is a good candidate for this course. No prior Wordpress knowledge is needed. No prior Web Development or Programming Skills are required. This course is designed for both Technical & Non-Technical Students who are interested to learn Website Development from scratch.


Course Outcome

- Students will learn how to develop a Complete & Professional Website
- Students will learn how to Manage Websites
- Students will learn how to Backup/Restore a Website
- Students will be able to apply for jobs anywhere in the world
- Students will be able to start their own business
- Students will be able to do freelancing

Milestones




Planning



Design & Content Writing



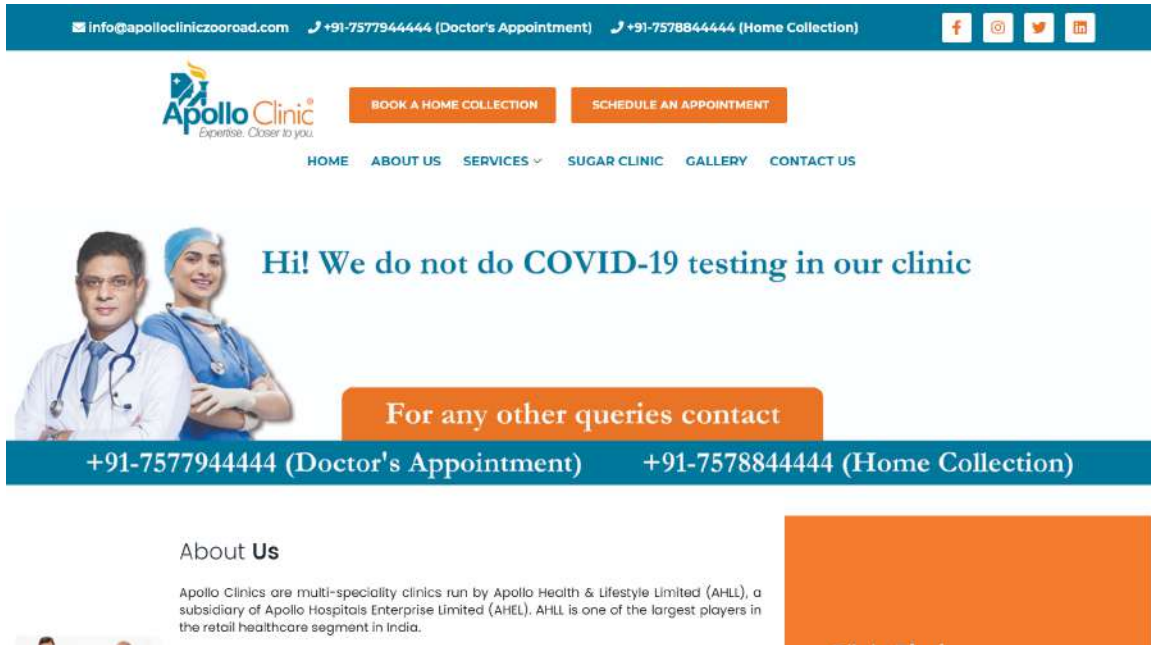
Testing & Review



Launch

Website you will be able to make after learning from us:

- www.apollocliniczooroad.com

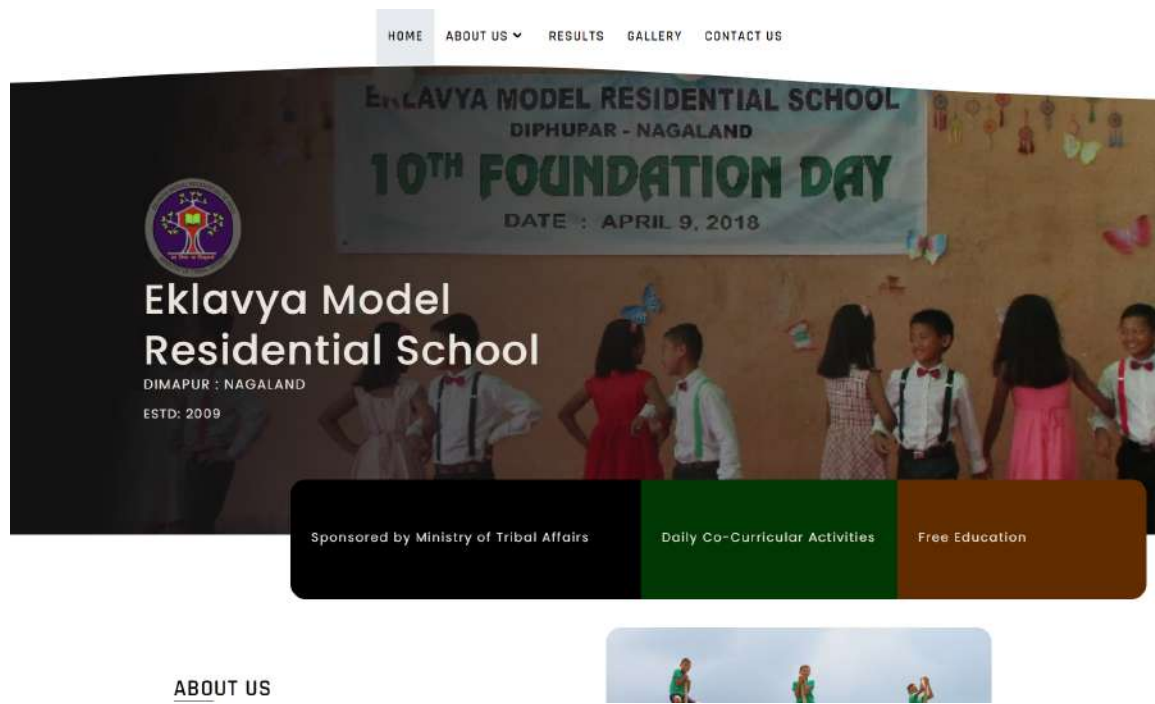


- www.saliegral.com

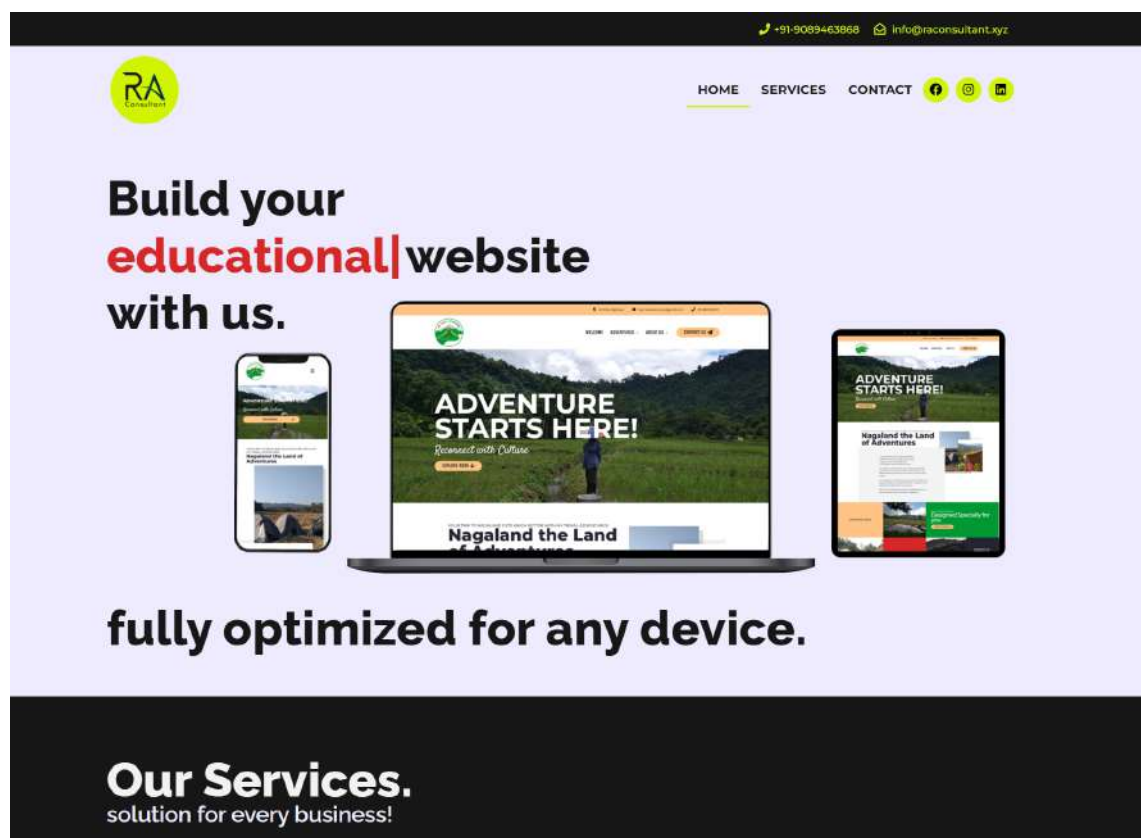


Website you will be able to make

- www.emrstdiphupar.in

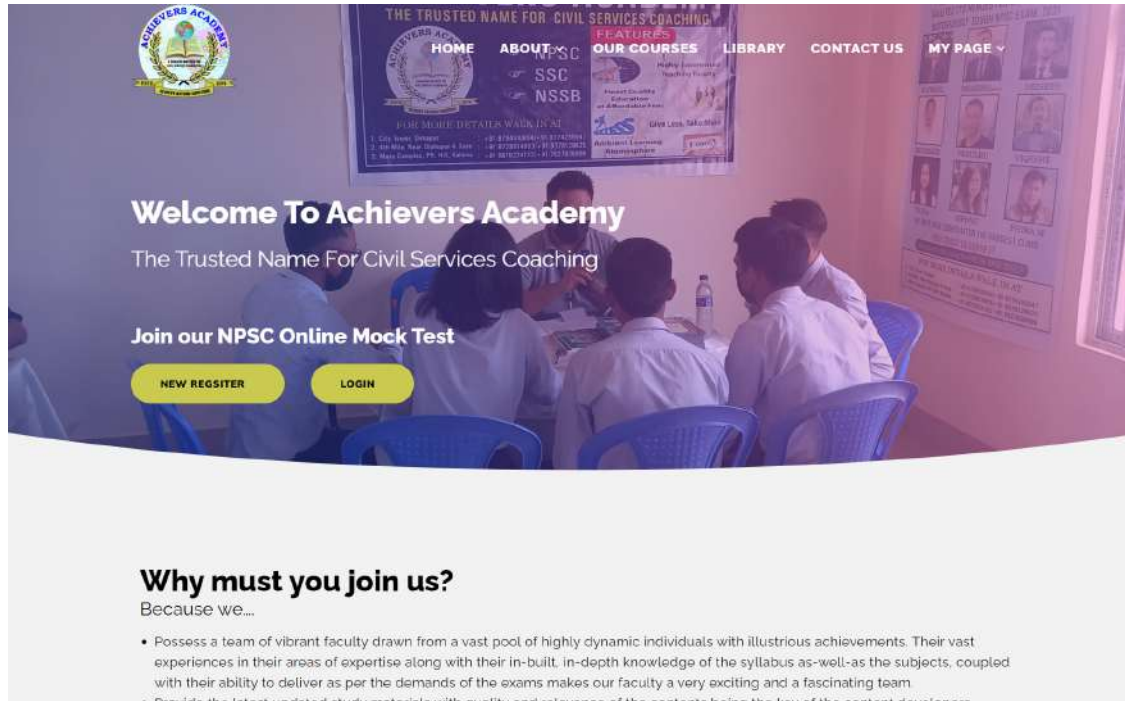


- www.raconsultant.xyz

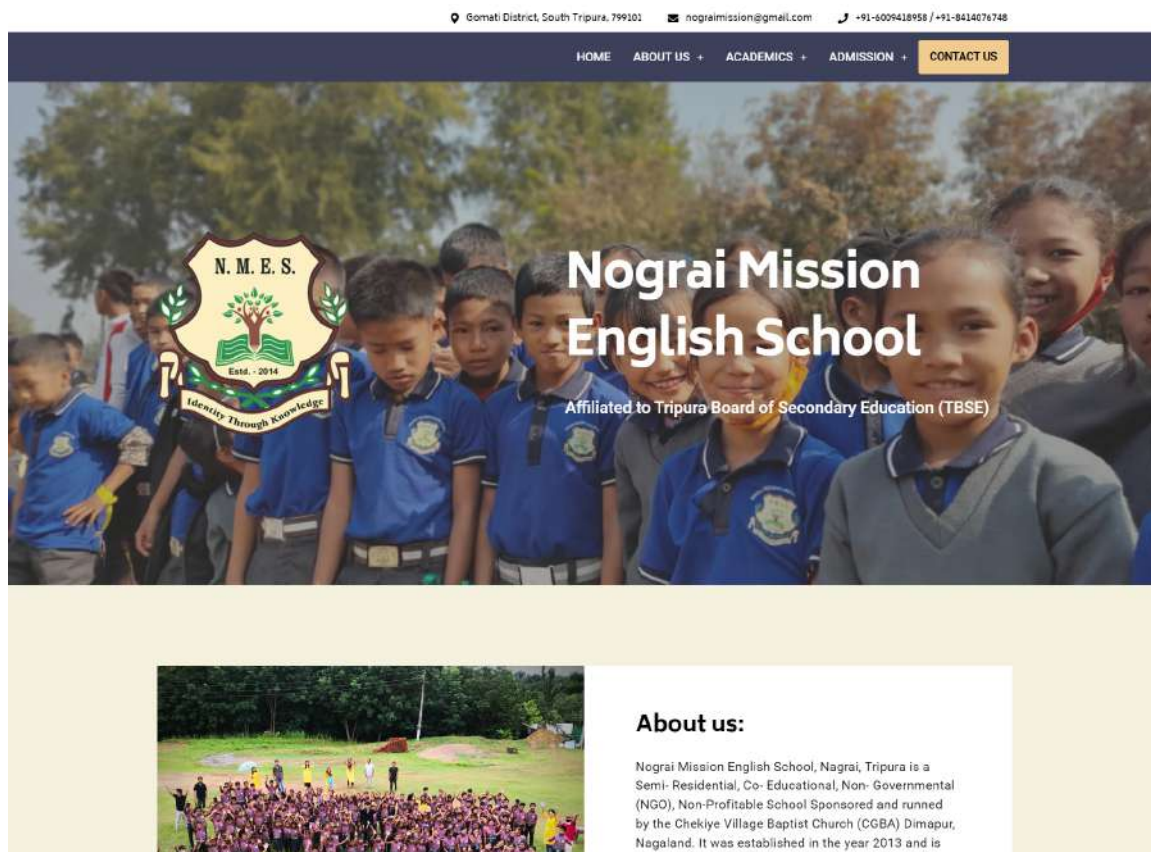


Website you will be able to make

- www.achieversakademy.in

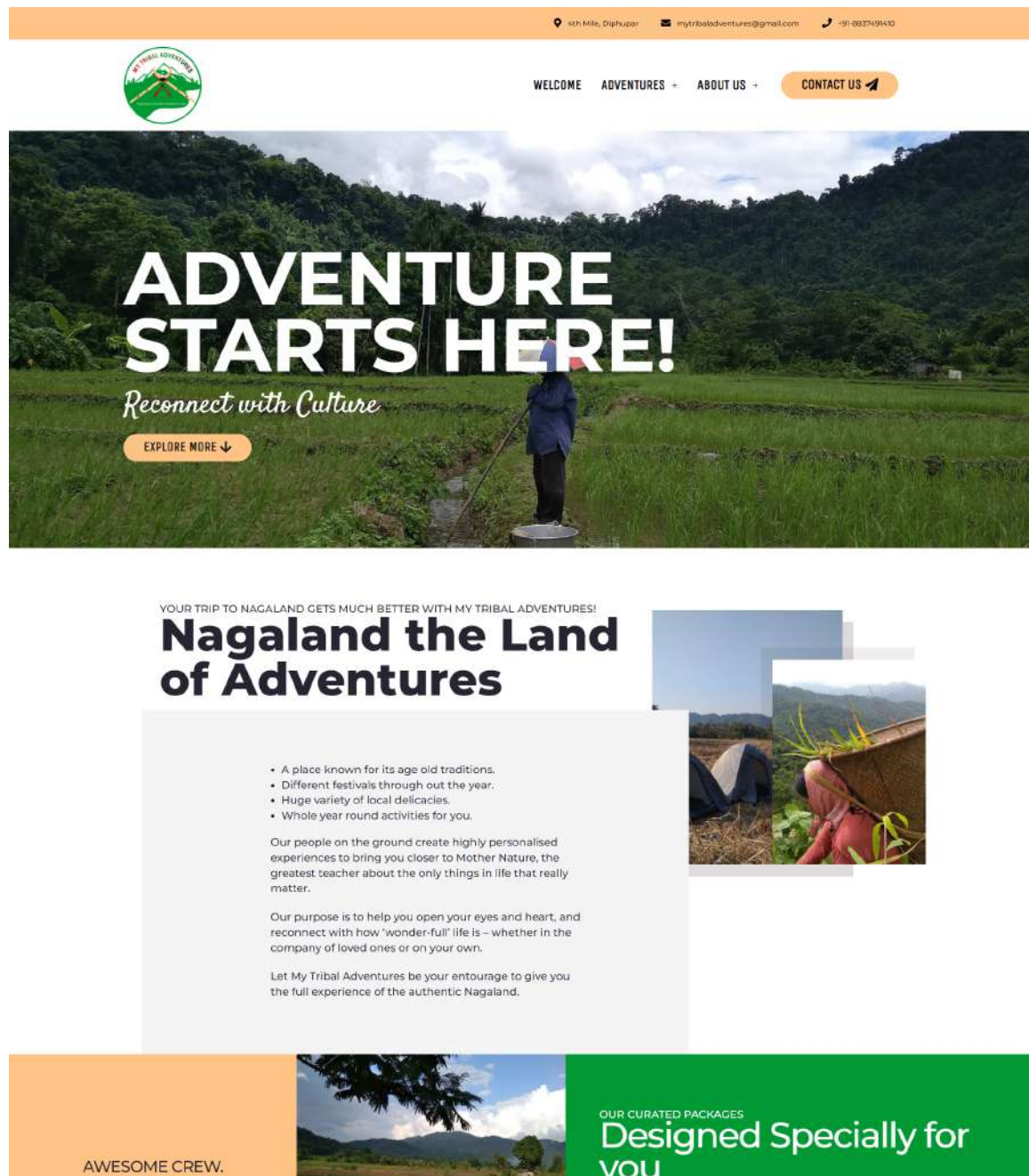


- www.nograinmissionenglishschool.in



Website you will be able to make

- www.mytribaladventures.com



& Many More. . .

ALL THE ABOVE WEBSITES ARE MADE BY US



Syllabus & Contents Covered

1. Introduction to Website Development
2. Understanding Domain & Hosting:
 - 2.1. ICANN & DNS (Domain Name System)
 - 2.2. Shared, Business, Cloud, VPS Hosting
3. Understanding SSL (Secure Socket Layer)
4. Understanding Hypertext Transfer Protocol (HTTP) & (HTTPS)
5. Understanding Free & Paid/Business Emails
6. Purchasing/Registering Domains
7. Purchasing/Registering Hosting
8. Connecting Domain & Hosting Using DNS
9. Installing SSL
10. Creating Business/Paid Email & Free Email
11. Installing Wordpress
12. Understanding Wordpress Dashboard & Settings
13. Installing Theme & their uses
14. Creating Pages
15. Creating Posts
16. Website Optimization for Multiple Devices:
 - 16.1. Desktop/Laptop Optimization
 - 16.2. Tablet Optimization
 - 16.3. Mobile Optimization



Syllabus & Contents Covered

17. Customizer Settings

18. Creating Menu:

18.1. Header Menu

18.2. Footer Menu

19. Inserting Multimedia Files:

19.1. Pictures

19.2. Videos (Internal & External Link)

19.3. Documents (Word, Excel, PDF etc.)

20. Understanding Plugins

21. Types of Plugins & its uses

22. Understanding Page Builders (Gutenberg & Elementor)

23. Managing Links:

23.1. Button Link

23.2. Picture Link

23.3. Text Link

23.4. Social Link

24. Creating Forms

24.1. Receiving Message From Forms

24.2. Replying To Messages

24.3. Form Settings



Syllabus & Contents Covered

25. Adding Whatsapp Button/Chatbot API to Website

26. Understanding Cache/Caching

27. Wordpress Tips & Tricks

28. Website Management:

28.1. Updating Wordpress

28.2. Updating Themes

28.3. Updating Plugins

28.4. Editing Content

28.5. Changing Medias

28.6. Adding/Deleting Page after Deployment

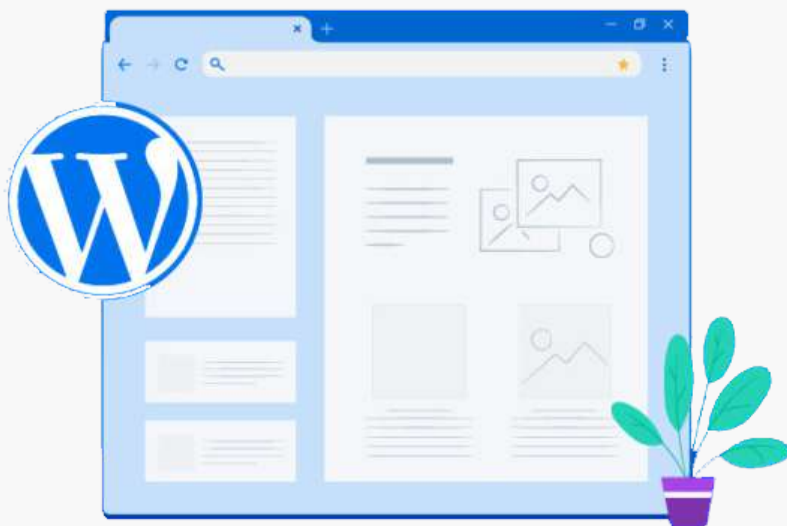
28.7. Changing Design/Looks of the Webpage after Deployment

28.8. Adding New Page(s) to Menu after Deployment

28.9. Backup/Restore a Website

**After Successful Completion of Course the Students
will be Awarded with Certificate**

Note: All the above topics will be taught in Live environment. i.e., we will purchase Domain & Hosting for Students.



**For Course Fee Details
Please Contact the
Given No. Below**

*** Certificate will be issued only
after clearing the full fees.**

Course Details:

- Duration - 1 Month
- 4 Students per Batch
- Timing - 2 hrs per Batch (Mon-Thur)

Documents Needed for Admission:

- 2 Passport Size Photo (latest)
- Latest Qualification both Admit Card & Marksheet
- Any Govt. Issued ID Proof

FOR MORE INFO PLEASE CONTACT

REGIONAL INSITUTE OF COMPUTER SCIENCE

 **WWW.RICS.NET.IN**

 **+91-9089463868**

 **CONTACT@RICS.NET.IN**

 **@RICS_DIMAPUR**

 **4TH MILE, OPP. DIPHUPAR POLICE STATION, DIMAPUR-797112 : NAGALAND**

RICS